


# n-type TOPCon

## HIGH PERFORMANCE BIFACIAL MODULE

**RSM96-11-435-455BNDG**



The module picture is for reference only

**435-455** <sub>Wp</sub>

Power Output Range

**22.8** %

Maximum Efficiency







**0~+3** %

Positive power tolerance

**1500** <sub>VDC</sub>

Maximum System Voltage

### KEY FEATURES

-  Perfect for residential scenario application
-  Excellent power generation
-  Excellent anti-LID & anti-PID performance
-  Excellent temperature coefficient (Pmax): -0.29%/°C
-  Excellent weak-light performance
-  Excellent warranty assurance

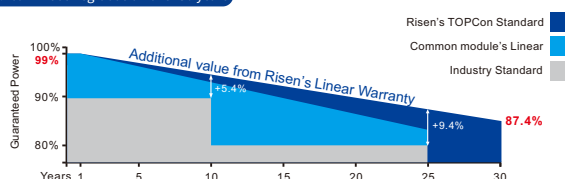


\*As there are different certification requirements in different markets, please contact your local Risen Energy sales representative for the specific certificates applicable to the products in the region in which the products are to be used.

### LINEAR PERFORMANCE WARRANTY

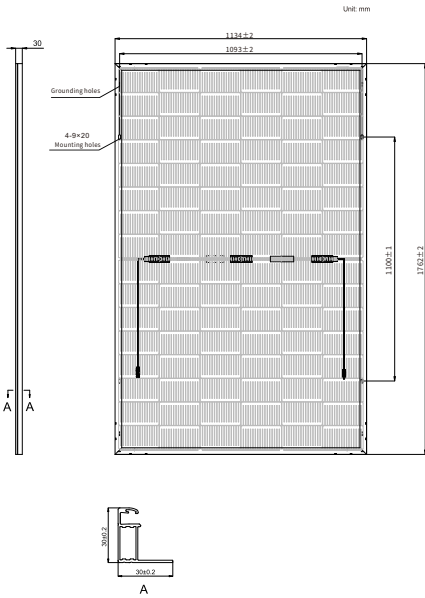
15 years Product Warranty / 30 years Linear Power Warranty

0.4% Annual Degradation over 30 years



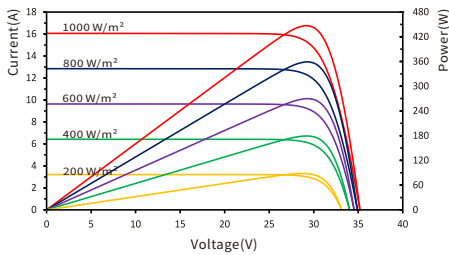
\* Please check the valid version of Limited Product Warranty which is officially released by Risen Energy Co., Ltd

### Dimensions of PV Module

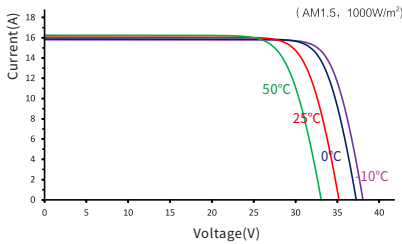


### RSM96-11-445BNDG

#### I-V characteristics at different irradiances



#### I-V characteristics at different temperatures



### PACKAGING CONFIGURATION

	40ft(HQ)	20ft
Number of modules per container	936	216
Number of modules per pallet	36	36
Number of pallets per container	26	6
Packaging box dimensions (LxWxH) in mm	1785×1110×1260	
Box gross weight[kg]	818	

### ELECTRICAL DATA (STC)

Model Type	RSM96-11-435-455BNDG				
Rated Power in Watts-Pmax(Wp)	435	440	445	450	455
Open Circuit Voltage-Voc(V)	34.77	34.98	35.19	35.40	35.59
Short Circuit Current-Isc(A)	15.90	15.98	16.06	16.14	16.22
Maximum Power Voltage-Vmpp(V)	29.30	29.50	29.70	29.90	30.10
Maximum Power Current-Impp(A)	14.85	14.92	14.99	15.06	15.12
Module Efficiency (%) ★	21.8	22.0	22.3	22.5	22.8

STC: Irradiance 1000 W/m<sup>2</sup>, Cell Temperature 25°C, Air Mass AM1.5 according to EN 60904-3.

Bifacial factor: 80±10(%) ★ Module Efficiency (%): Rounding to the nearest number

### Electrical characteristics with 10% rear side power gain

Total Equivalent power -Pmax (Wp)	479	484	490	495	501
Open Circuit Voltage-Voc(V)	34.77	34.98	35.19	35.40	35.59
Short Circuit Current-Isc(A)	17.49	17.58	17.67	17.75	17.84
Maximum Power Voltage-Vmpp(V)	29.30	29.50	29.70	29.90	30.10
Maximum Power Current-Impp(A)	16.34	16.41	16.49	16.57	16.63

Rear side power gain: The additional gain from the rear side compared to the power of the front side at the standard test condition. It depends on mounting (structure, height, tilt angle etc.) and albedo of the ground.

### ELECTRICAL DATA (NMOT)

Model Type	RSM96-11-435-455BNDG				
Maximum Power-Pmax (Wp)	329.5	333.3	337.1	341.0	344.6
Open Circuit Voltage-Voc (V)	32.34	32.53	32.73	32.92	33.10
Short Circuit Current-Isc (A)	13.04	13.10	13.17	13.23	13.30
Maximum Power Voltage-Vmpp (V)	27.19	27.38	27.56	27.75	27.93
Maximum Power Current-Impp (A)	12.12	12.17	12.23	12.29	12.34

NMOT: Irradiance at 800 W/m<sup>2</sup>, Ambient Temperature 20°C, Wind Speed 1 m/s.

### MECHANICAL DATA

Solar cells	n-type TOPCon
Cell configuration	96 cells (6×8+6×8)
Module dimensions	1762×1134×30mm (69.37×44.65×1.18 in)
Weight	21.5kg (47.40 lb)
Superstrate	1.6mm(0.06 in), High Transmission, AR Coated Heat Strengthened Glass
Substrate	1.6mm(0.06 in), Heat Strengthened Glass
Frame	Anodized Aluminium Alloy, Silver Color
J-Box	Potted, IP68, 1500VDC, 3 Schottky by pass diodes
Cables	4.0mm <sup>2</sup> , 1200mm(47.24 in) (+), 1200mm(47.24 in) (-), connector included, or customized length
Connector	MC4 EVO2 or Risen Twinsel PV-SY02, IP68
Maximum mechanical test load	5400 Pa (front) / 2400 Pa (back), under certain installation method

### TEMPERATURE & MAXIMUM RATINGS

Nominal Module Operating Temperature (NMOT)	44°C±2°C
Temperature Coefficient of Voc	-0.25%/°C
Temperature Coefficient of Isc	0.046%/°C
Temperature Coefficient of Pmax	-0.29%/°C
Operational Temperature	-40°C~+85°C
Maximum System Voltage	1500VDC
Max Series Fuse Rating	35A
Limiting Reverse Current	35A



RISEN ENERGY CO., LTD.

Tashan Industry Zone, Meilin, Ninghai 315609, Ningbo | PRC

Tel: +86-574-59953239

Fax: +86-574-59953599

E-mail: marketing@risenenergy.com

Website: www.risenenergy.com

THE POWER OF RISING VALUE

CAUTION: READ SAFETY AND INSTALLATION INSTRUCTIONS BEFORE USING THE PRODUCT.

© 2024 Risen Energy. All rights reserved. Contents included in this datasheet are subject to change without notice. No special undertaking or warranty for the suitability of special purpose or being installed in extraordinary surroundings is granted unless as otherwise specifically committed by manufacturer in contract document.

Version: REM96-BNDG-EN-H2-2-2024